

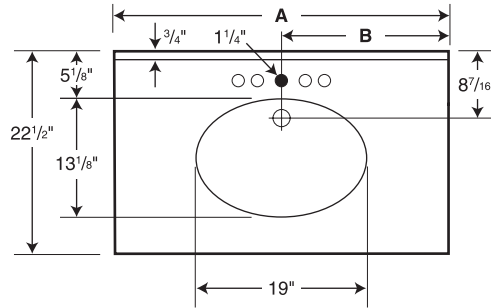
Manufactured from Swanstone solid surface
(See page 2 for detailed information.)

Recommended for high-use traffic areas and commercial surfaces.

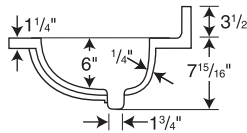
WARRANTY
Limited Lifetime – Residential
Limited 25-year – Commercial

FEATURES

- Reinforced solid surface means color and texture run all the way through and cannot wear away.
- Coordinates with other Swanstone products.
- Easily accommodates all faucet styles.
- Chemical resistant—acetone will not harm.
- Heat resistant—hot curling irons will not damage it.
- Make-up and hair-dye can be buffed with household cleansers.
- Heat, stain and scratch resistant for lasting beauty.
- Larger bowl, thicker edge and taller back splash is an updated version of our Ellipse vanity top.

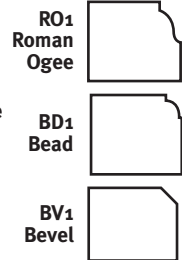


○ Drill Points ● Pre-drilled



Capacity: 2
gallons to overflow

| Model | A | B |
|----------|-----|---------|
| CH1B2225 | 25" | 12-1/2" |
| CH1B2231 | 31" | 15-1/2" |
| CH1B2237 | 37" | 18-1/2" |
| CH1B2243 | 43" | 21-1/2" |
| CH1B2249 | 49" | 24-1/2" |
| CH1B2255 | 55" | 27-1/2" |
| CH1B2261 | 61" | 30-1/2" |



Custom Edge Treatments Available
(Orders cannot be cancelled or returned.)

SPECIFICATIONS

Chesapeake Single Bowl Vanity Tops

| Model | Part | Nominal Dimensions | Ship Wt. Lb. | Ship FedEx | Carton Dims. In. | Cu. Ft. |
|----------|---------|--------------------|--------------|------------|------------------|---------|
| CH1B2225 | CH02225 | 22-1/2" D x 25" W | 22 | FedEx | 28 x 26 x 14 | 5.90 |
| CH1B2231 | CH02231 | 22-1/2" D x 31" W | 27 | FedEx | 35 x 26 x 14 | 7.37 |
| CH1B2237 | CH02237 | 22-1/2" D x 37" W | 28 | FedEx | 41 x 26 x 14 | 8.64 |
| CH1B2243 | CH02243 | 22-1/2" D x 43" W | 40 | FedEx | 47 x 26 x 14 | 9.90 |
| CH1B2249 | CH02249 | 22-1/2" D x 49" W | 46 | — | 53 x 26 x 14 | 11.16 |
| CH1B2255 | CH02255 | 22-1/2" D x 55" W | 52 | — | 58 x 25 x 13 | 10.91 |
| CH1B2261 | CH02261 | 22-1/2" D x 61" W | 59 | — | 64 x 27 x 14 | 14.00 |

Includes: One compression-molded vanity top with overflow, integral bowl, back splash and installation instructions.

Packaging: Each unit is packed in a rectangular carton.

ACCESSORIES

- Optional CHVTSS Side Splash available (See page 115)
- Optional Front and Side Apron available (See page 115)

STANDARDS AND RATINGS

American National Standard Institute—ANSI Z124.3

International Association of Plumbing and Mechanical Officials (IAPMO)—Listed

cUPC listed—Certified to CSA Test Standard B45.5 by IAPMO

Uniform Plumbing Code (UPC)

For a complete list of tests and results see the Technical Data Sheet – page 175.

SUPPORT DOCUMENTS

Installation instructions available at swanstone.com.

 **MADE IN USA**

COLORS

(See inside back cover for color sample.)

Solid Colors:

- White (010)
- Bone (037)
- Bisque (018)
- Bright White (137)
- Pearl (138)

Aggregate Colors:

- Acorn (123) 
- Almond Galaxy (046)
- Arctic Granite (035)
- Baby's Breath (168)
- Barley (091)
- Bermuda Sand (040)
- Canyon (124) 
- Caraway Seed (169)
- Cloud Bone (126)
- Cloud White (125)
- Cornflower (063)
- Glacier (121) 

- Golden Steppe (128)
- Gray Granite (042)
- Ice (130)
- Indian Grass (071)
- Mountain Haze (129)
- Night Sky (012)
- Pebble (072)
- Prairie (122) 
- Sierra (094)
- Tahiti Desert (050)
- Tahiti Gray (053)
- Tahiti Ivory (059)
- Tahiti Matrix (058)
- Tahiti Sand (051)
- Tahiti Terra (055)
- Tahiti White (011)
- Tundra (131)
- Winter Wheat (060)

MAINTENANCE AND CLEANING INFORMATION

Cleaning regularly with common household liquid cleaners is recommended. If necessary abrasive liquids or detergents are safe and effective for use with nylon scouring pads, sponges, Mr. Clean® Magic Eraser® or other similar products. Mineral-stain removers are acceptable as well. **Do not** use metal scouring pads.